

# Chaffey College

## STUDENT PROFILE



**84%**  
are students  
of color



**35%**  
are  
25 or older



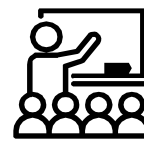
**46%**  
are first-generation  
college students



**63%**  
are female



**31%**  
live outside the  
Chaffey District



**28%**  
are enrolled  
full-time

## STUDENT CHALLENGES



**25%**  
lack  
Internet access



**66%**  
are economically  
disadvantaged



**57%**  
experience  
housing insecurities



**47%**  
experience  
food insecurities



**16%**  
experience  
homelessness

## IMPACT OF COVID-19



**7,800+**  
have received CARES/  
Student Equity funding



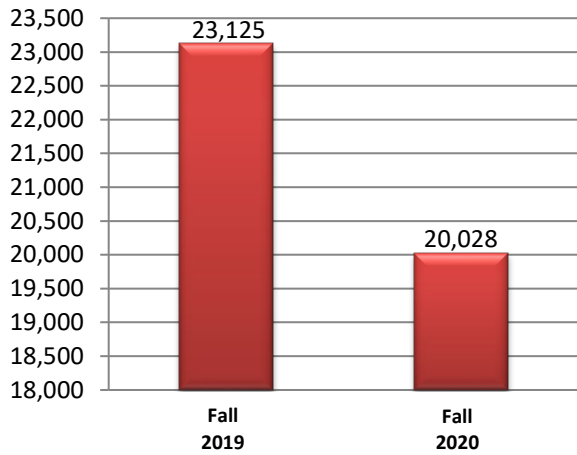
**3,300+**  
have received a loaner  
laptop or hotspot



**22%**  
decline in enrollment  
among men of color

## Fall 2020 Semester First Census Credit Enrollment Data

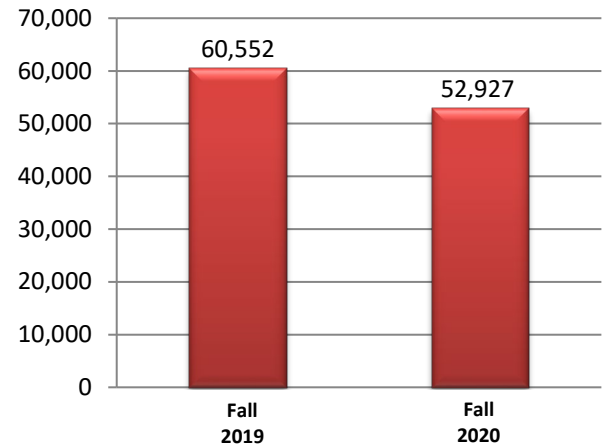
### Unduplicated Student Headcount



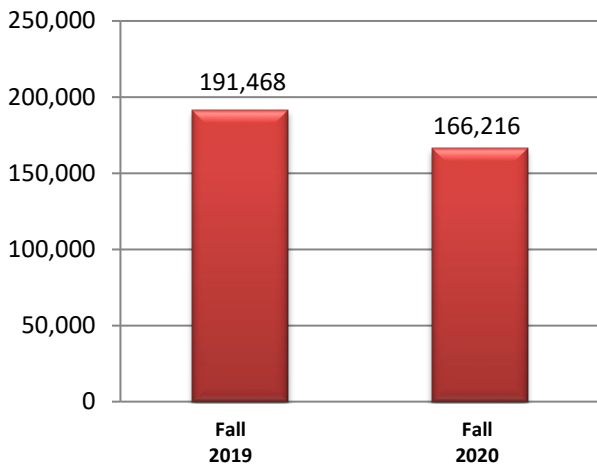
← 3,097 fewer students than last fall (-13.4%)

8,625 fewer enrollments than last fall (-12.6%)

### Number of Credit Enrollments



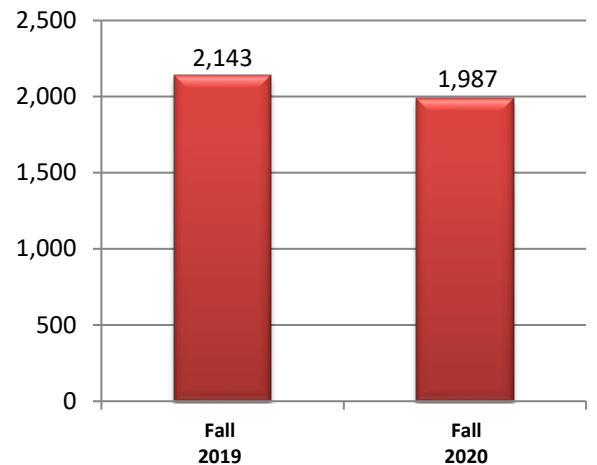
### Total Units Attempted



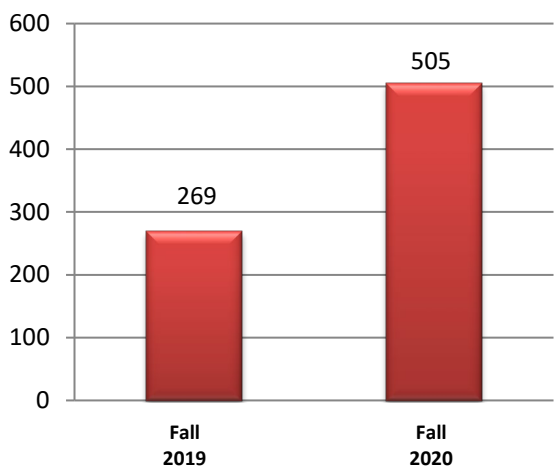
← 25,252 fewer units attempted by students than last fall (-13.2%)

156 fewer sections offered than last fall (-7.3%)

### Number of Credit Sections Offered

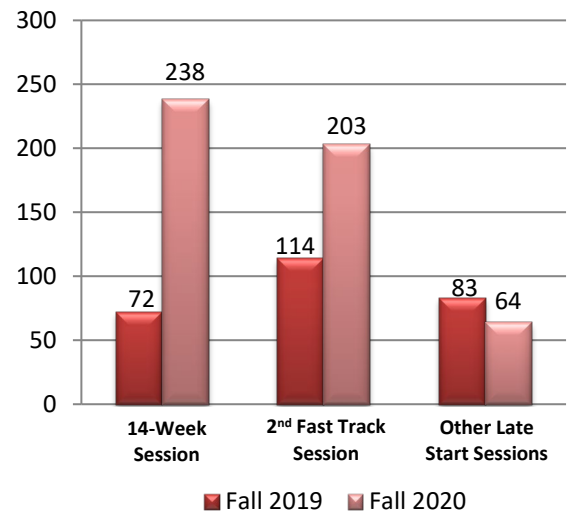


### Number of Late Start Sections



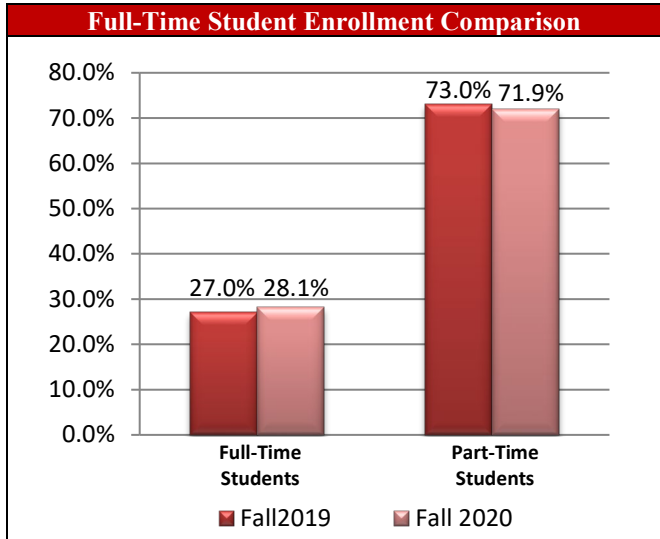
← → To provide enrollment opportunities for students, the District is offering 236 more late start sections than last fall (+87.7%). Enrollment in late start sections is on-going and will impact future student headcount, enrollment, and units attempted comparisons.

### Late Start Section Comparison by Session



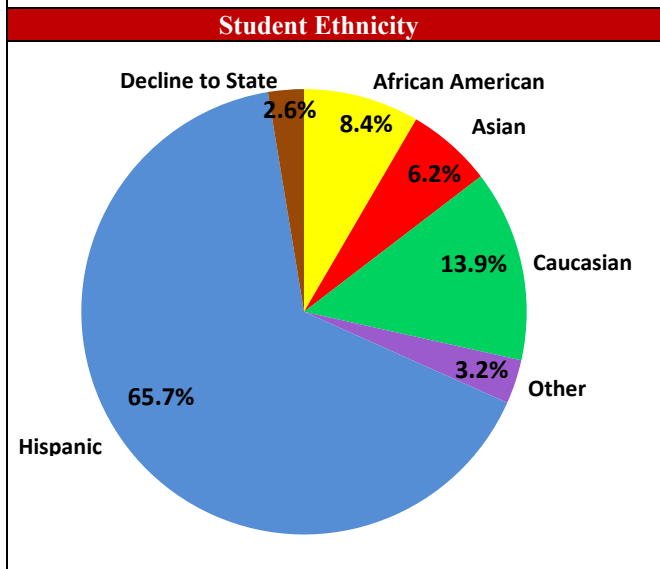
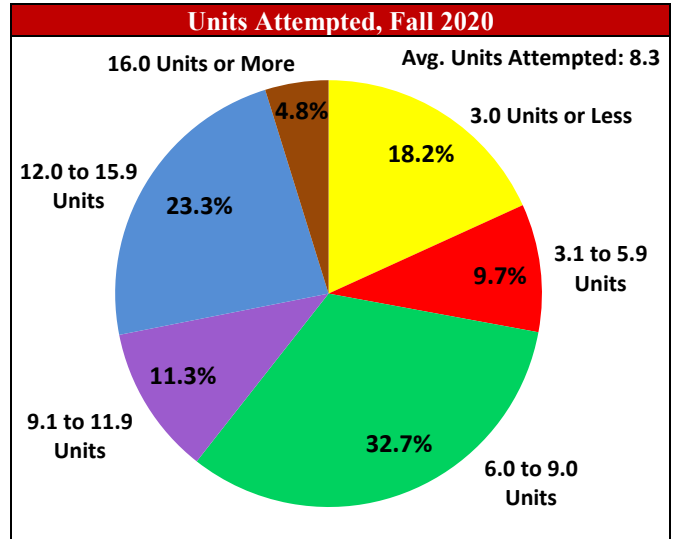
# Chaffey College

## Fall 2020 Semester First Census Credit Enrollment Data



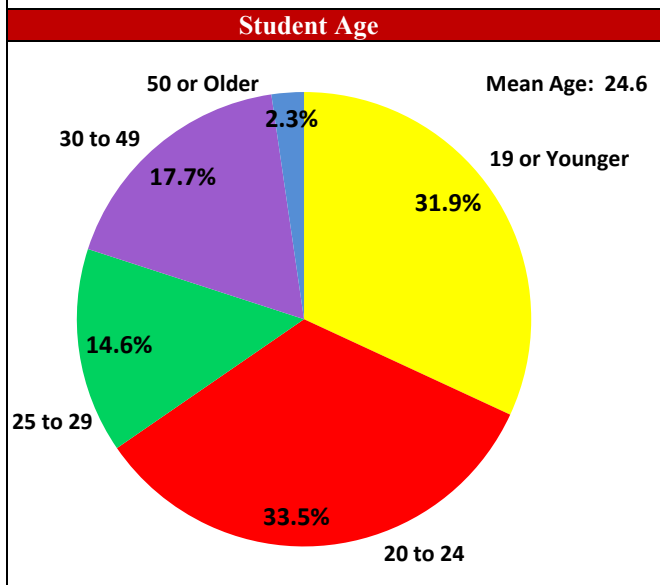
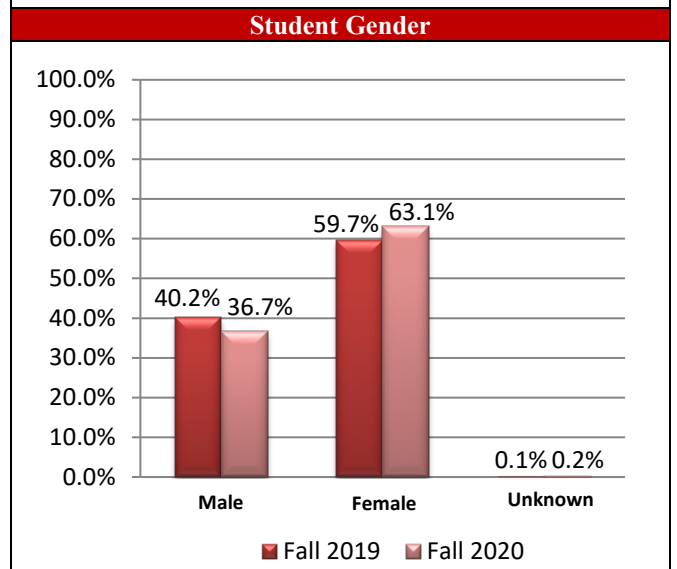
← Full-time student enrollment is 4.1% higher than last fall. It is the highest full-time rate since Fall 2013.

→ Students are actively enrolled in an average of 8.3 units, the same as last fall



← 83.6% of students are from historically under-represented student populations, similar to last fall (83.8%).

→ Highest percentage of female students served in the college's history



← Mean student age has declined slightly (24.7 last fall)

→ Compared to last fall, a lower percentage of students are Chaffey District residents

