

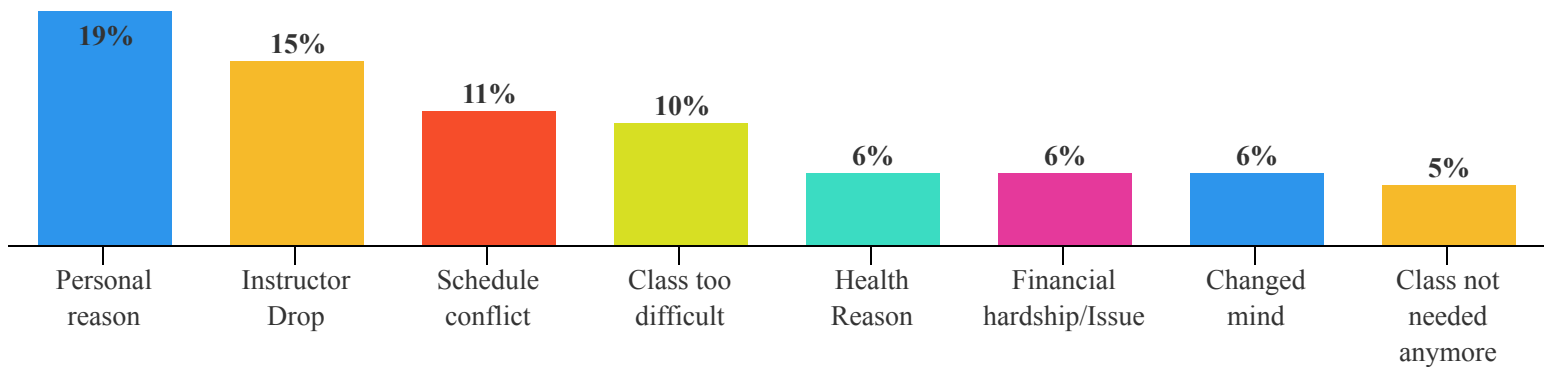
# Did You Know?



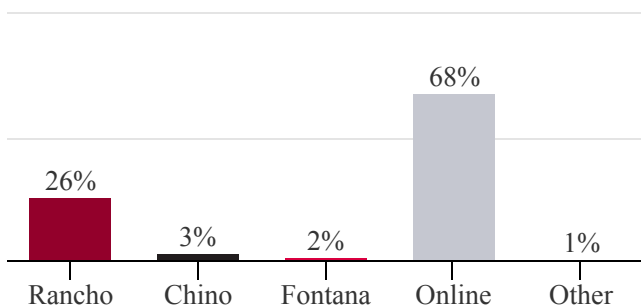
## Student Reasons for Dropping Courses After Census During Fall 2024

Overview: When students drop a class through their student portal, they are asked to identify their reason(s) for dropping. During the Fall 2024 term, 3,544 unique students dropped one or more classes *after census*, resulting in 4,727 dropped enrollments.

### Students were most likely to identify "Personal Reasons" for dropping courses



### Most Enrollments Dropped were for Online Courses



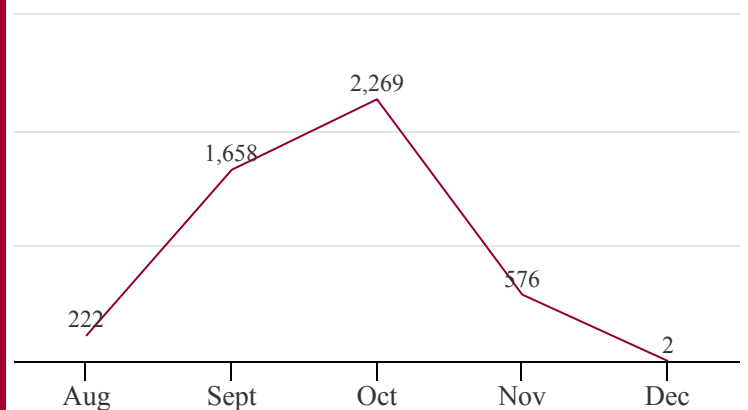
### 14-Week and Full-Term courses had the most dropped enrollments:

- 33% of dropped enrollments were for 14-Week courses
- 28% of dropped enrollments were for Full-Term courses



288 dual enrollment students dropped one or more courses, almost exclusively during the 14-Week session

### Drops peak in October



**1st** First-generation students make up 32% of total enrollments, but 54% of all dropped enrollments, meaning they are dropping at a significantly higher rate than expected.

**W** Women make up 58% of total enrollments, but 62% of all dropped enrollments, meaning they are dropping at a higher rate than expected.

**W** White students make up 15% of total enrollments, but 19% of all dropped enrollments, meaning they are dropping at a higher rate than expected.